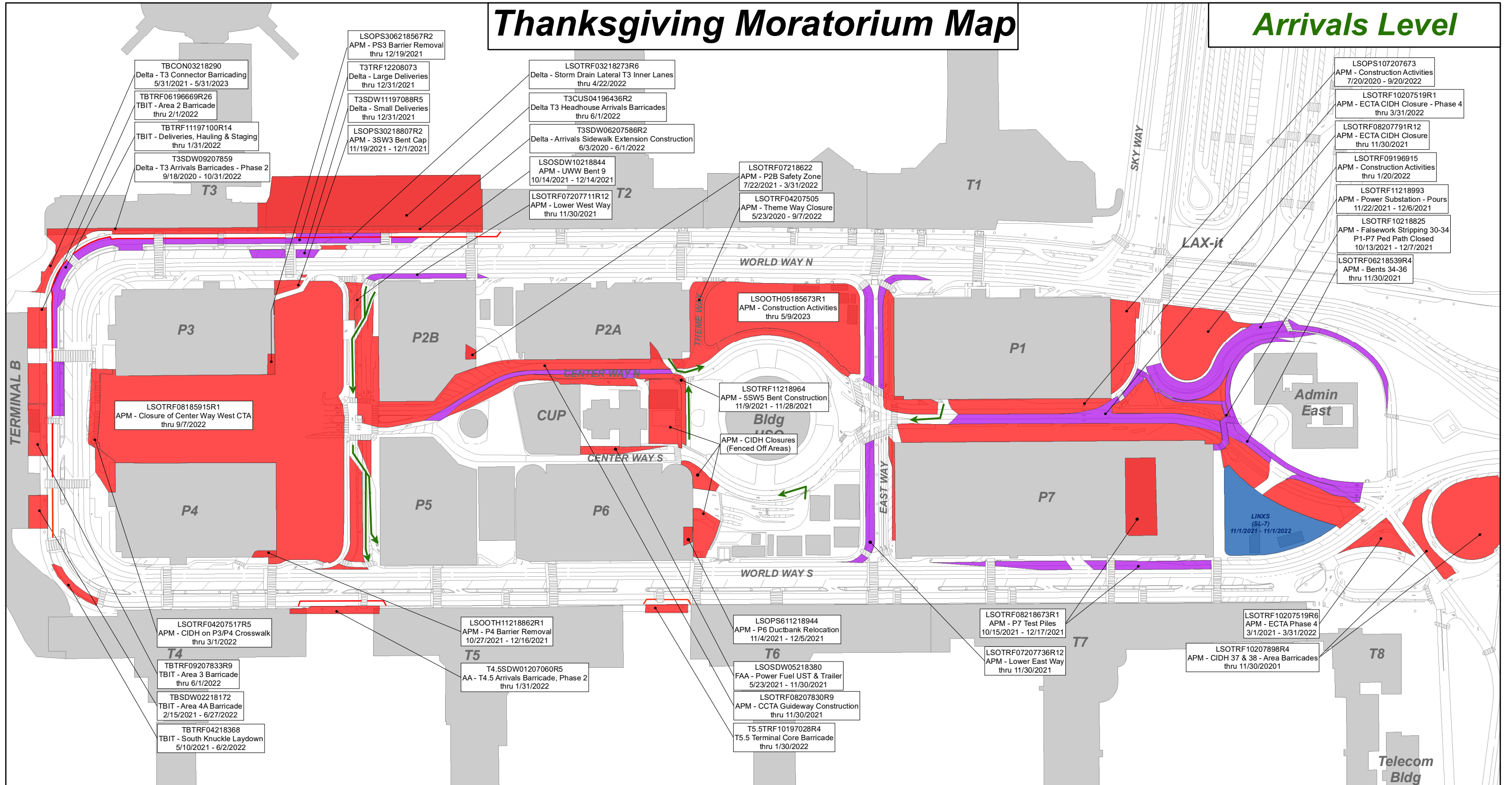


Thanksgiving Moratorium Map

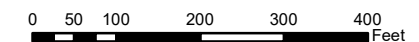
Arrivals Level



<ul style="list-style-type: none"> Continuous Closure Nightly Closure Intermittent/Occasional Closure Construction Laydown Areas 	<ul style="list-style-type: none"> APM - Automated People Mover ASR - Area Shutdown Request CTA - Central Terminal Area LADWP - Los Angeles Department of Water and Power LAMP - Landside Access Modernization Program LAWA - Los Angeles World Airports MSC - Midfield Satellite Concourse PS - Parking Structure RUE - Roadways, Utilities, and Enabling Project SCC - Shutdown Control Center TBIT - Tom Bradley International Terminal USR - Utility Shutdown Request
---	---

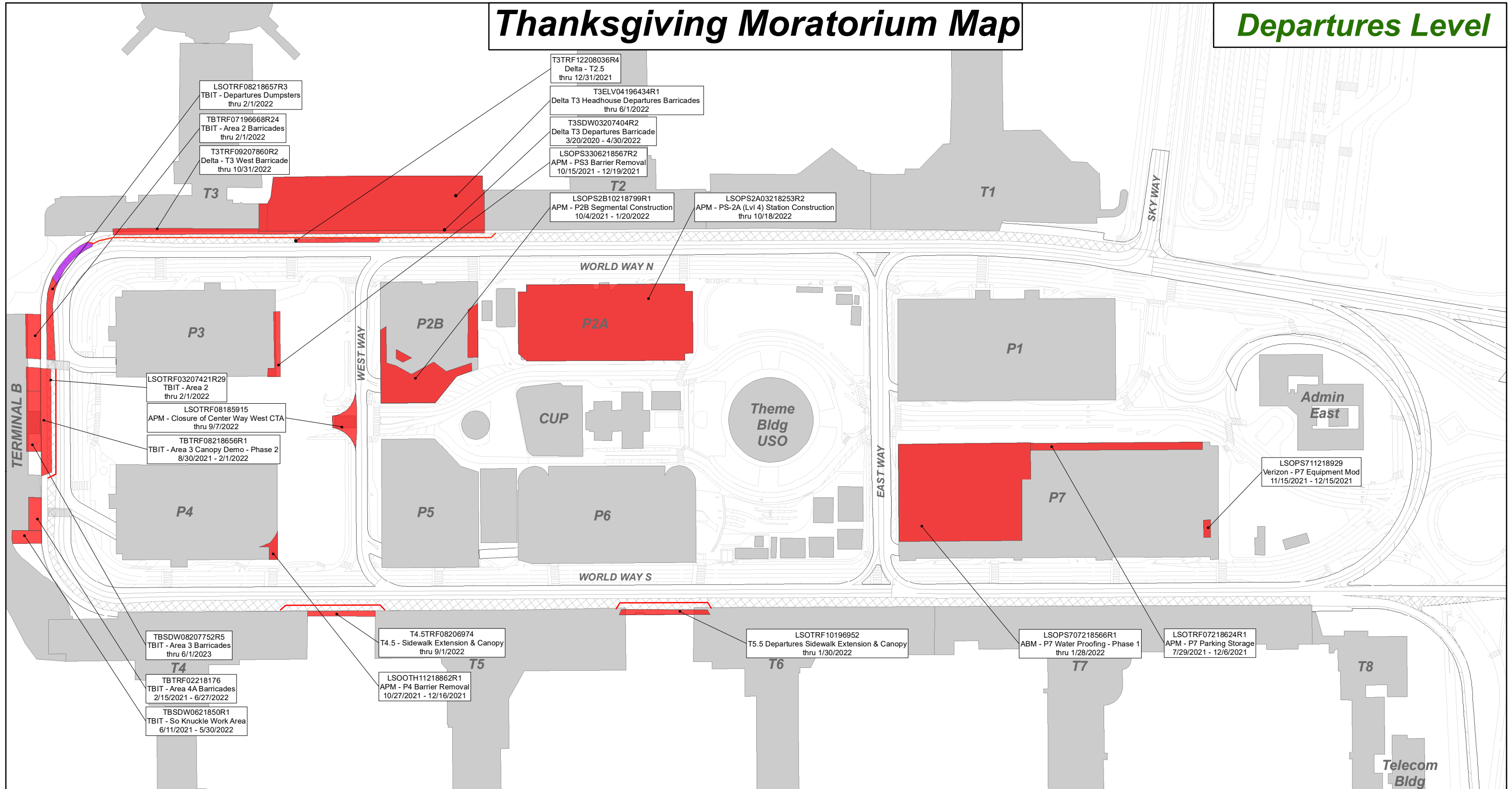
Potential ASR Impacts in the CTA Period of 11/19 - 11/30

Prepared on 11/18/2021



Thanksgiving Moratorium Map

Departures Level



- Continuous Closure
- Intermittent/Occasional Closure
- Nightly Closure

- APM - Automated People Mover
- ASR - Area Shutdown Request
- CTA - Central Terminal Area
- LADWP - Los Angeles Department of Water and Power
- LAMP - Landside Access Modernization Program
- LAWA - Los Angeles World Airports
- MSC - Midfield Satellite Concourse
- PS - Parking Structure
- RUE - Roadways, Utilities, and Enabling Project
- SCC - Shutdown Control Center
- TBIT - Tom Bradley International Terminal
- USR - Utility Shutdown Request

Potential ASR Impacts in the CTA Period of 11/19 - 11/30

Prepared on 11/18/2021

LAWA
LOS ANGELES WORLD AIRPORTS

0 50 100 200 300 400 Feet

C.A.L.M.
Cooperative and Light Rail Management

